COPYRIGHT © THE CONTENTS OF THIS DRAWING MAY NOT BE REPRODUCED IN WHOLE OR IN PART WITHOUT THE WRITTEN PERMISSION OF THDA LTD

NOTES:

1. THE CONTRACTOR IS TO CHECK ALL DIMENSIONS AND LEVELS ON SITE PRIOR TO COMMENCING WORKS & REPORT ANY DISCREPANCIES TO THE ENGINEER
2. FOR DRAINAGE DETAILS REFER TO DRAWINGS Nos. 03–0084/0500–002 & 004.
3. FOR SURFACE FINISHES REFER TO DRAWING No. 03–0084/0700–002.
4. FOR KERBING & EDGING DETAILS REFER TO DRAWING No. 03–0084/1100–002.
5. FOR TRAFFIC SIGNS & ROAD MARKINGS DETAILS REFER TO DRAWINGS Nos. 03–0084/1200–002 & 006.
6. FOR TRAFFIC SIGNAL DETAILS REFER TO DRAWING No. 03–0084/1200–005.
7. FOR STREET LIGHTING DETAILS REFER TO DRAWING No. 03–0084/1300–002.
8. FOR APPROACH VISIBILITY CHECKS REFER TO DRAWING No.03–0084/0100–016.
9. FOR DETAILS OF RETAINING WALLS REFER TO STRUCTURAL DRAWINGS Nos.11–084/101, 102, 111, 112 & 113.

KEY:

- PROPOSED CARRIAGEWAY
- PROPOSED FOOTWAY AND TRAFFIC DEFLECTION ISLANDS
- PROPOSED VERGE
- PROPOSED CUTTING/EMBANKMENT
- EXISTING HIGHWAY UNDER CONTROL OF HIGHWAYS AGENCY (SEE DRAWING No.03–0084/0100–001 FOR DETAILS)
- TRAFFIC SIGNAL HEAD (SEE NOTE 6)
- LIGHTING COLUMN (SEE NOTE 7)
- SITE BOUNDARY WITHIN CONTROL OF CHESHIRE EAST COUNCIL
- 100.000 (MLGN) – CHAINAGE AND ASSOCIATED CHANNEL STRING LABEL. LABELS AS FOLLOWS: –
  - MLWA = A500 EASTBOUND APPROACH TO B5078 EXIT.
  - MLRW = M6 NORTHBOUND EXIT SLIP ROAD TO A500 WESTBOUND EXIT.
  - MLAN = B5078 APPROACH TO M6 NORTHBOUND ENTRY SLIP ROAD.

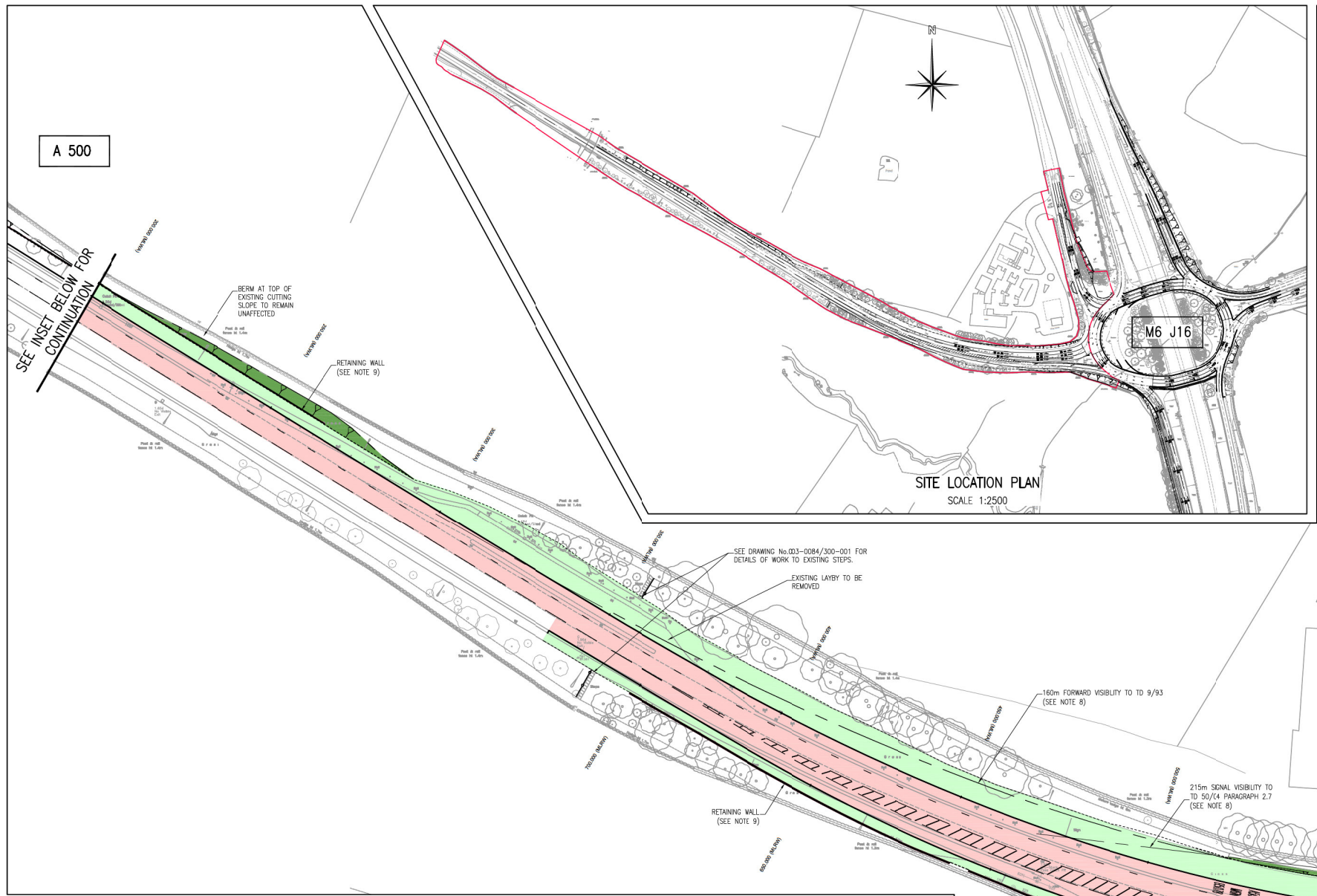

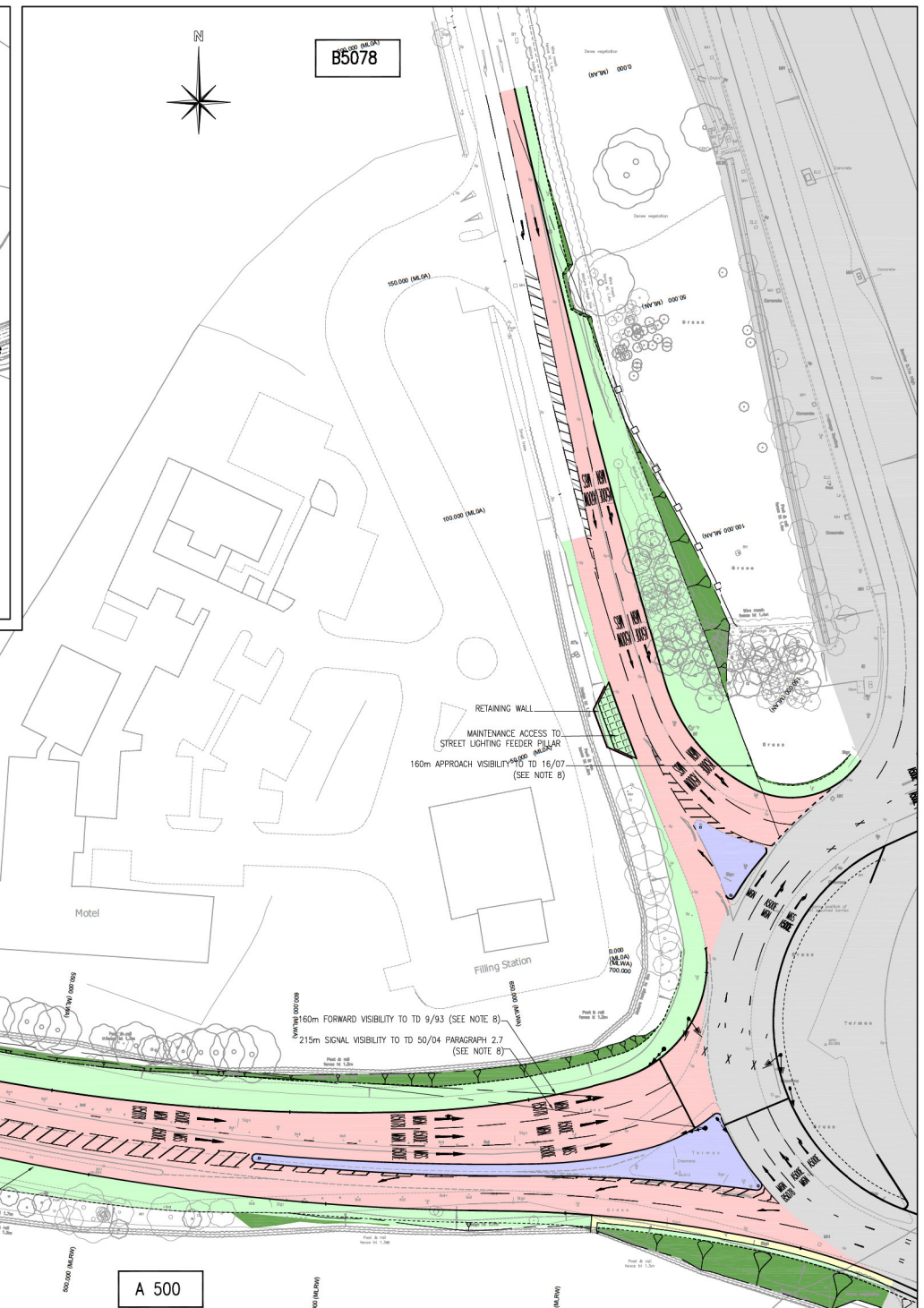

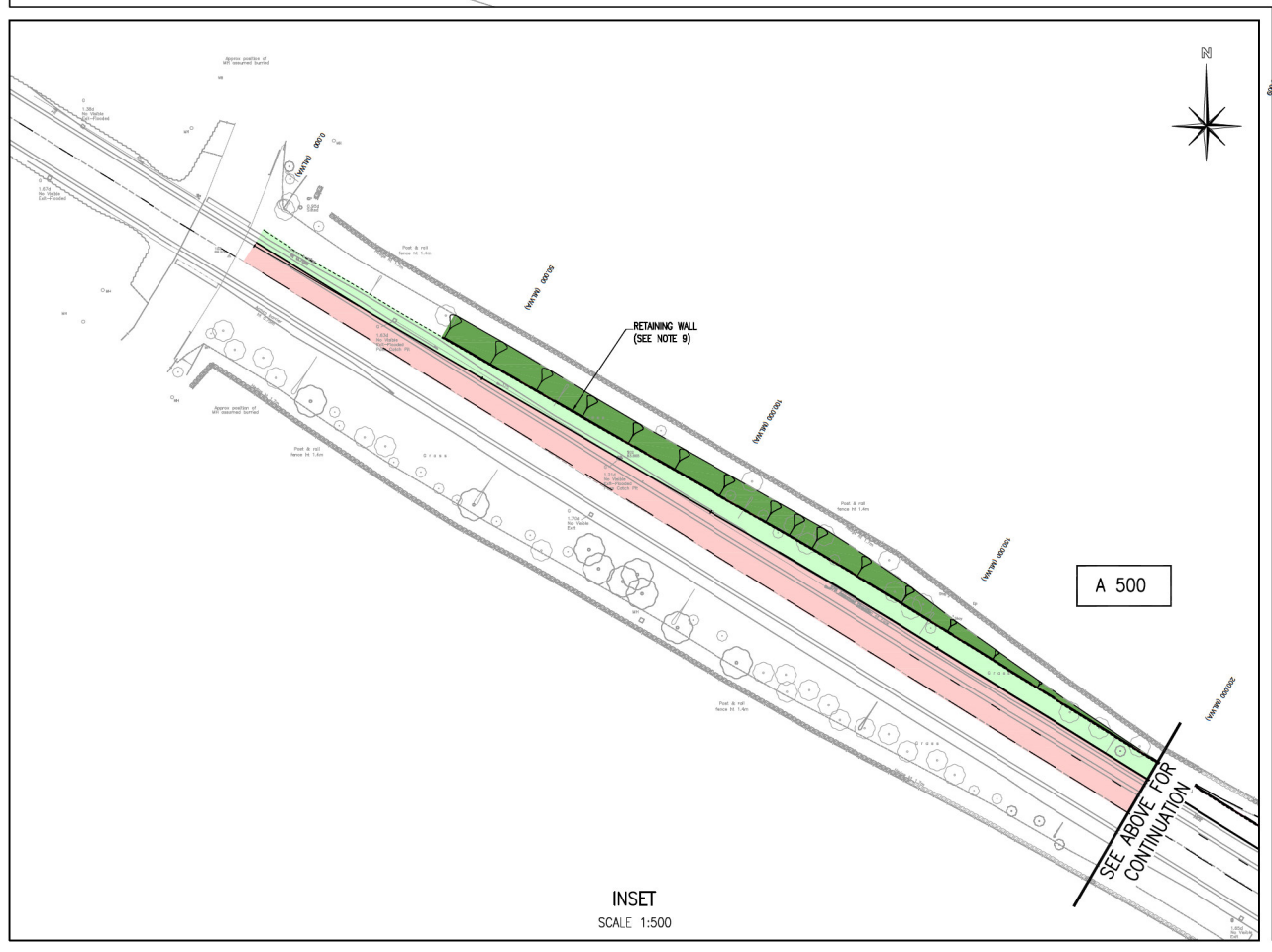

INSET
SCALE 1:500

PLAN
SCALE 1:500

rev.	date	description	chk.
D	4/11/11	DRAWING WINDOWS, NOTES & KEY REVISED. VERGES REVISED. LOCATION PLAN & SHADING ADDED.	DCT
C	MAR '11	RETAINING STRUCTURE PROVISION UPDATED.	DCT
B	DEC '10	TAPER REVISED TO A500 WESTBOUND	DCT
A	DEC '10	PROPOSED A500 APPROACH REVISED. FURTHER LAYOUT UPDATES ADDED.	DCT

TH DA
consulting engineers
10 Hylton Street
Birmingham, West Midlands B18 6HN
tel 0121 515 5960 fax 0121 515 5961
e-mail mail@thda.co.uk

client:
GOODMAN

job title:
BASFORD WEST, CREWE
S278 OFFSITE HIGHWAY WORKS
M6 J16 AND BARTHOMLEY LINK

drawing title:
GENERAL ARRANGEMENT
A500(W) & B5078

scale:	date:	drawn by:	checked by:
AS SHOWN	APR. '09	DCT	DCT

job number:	drawing number:	revision:
03–0084	0100–002	D

FOR APPROVAL